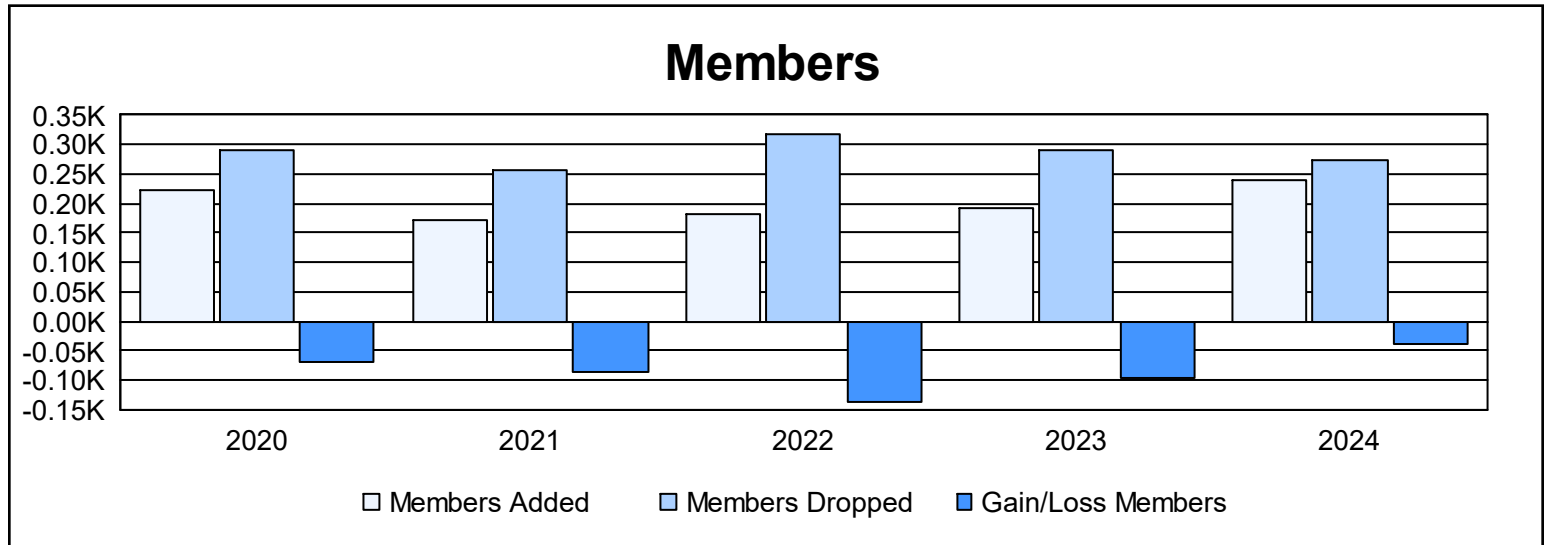
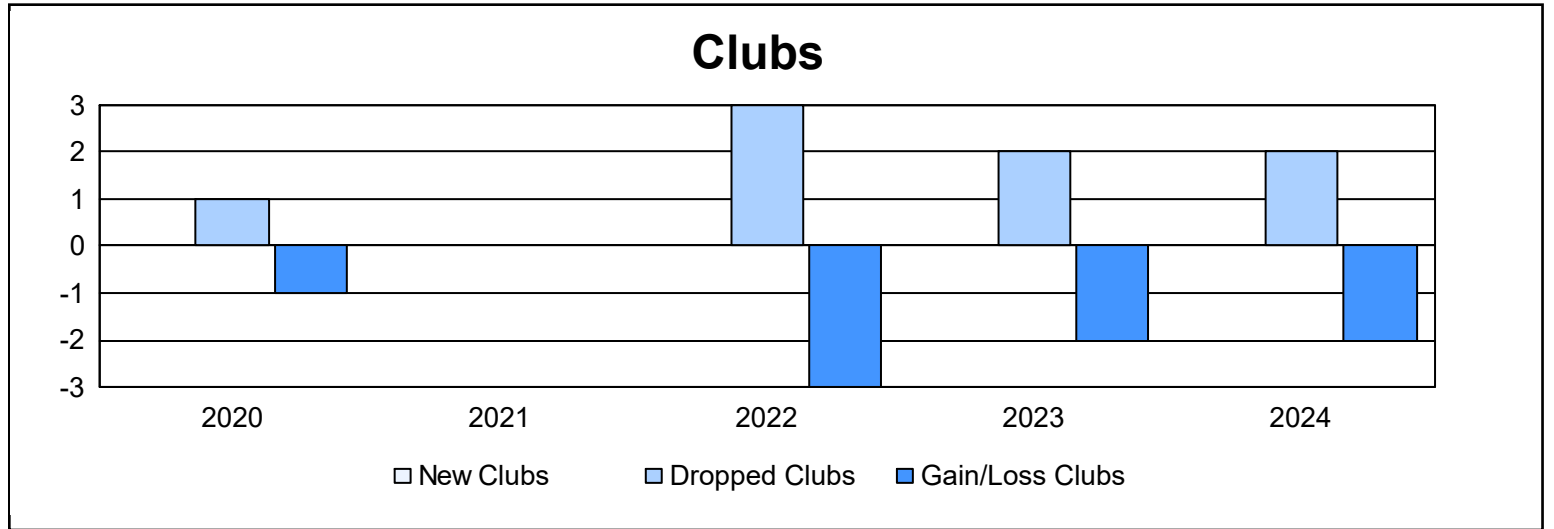
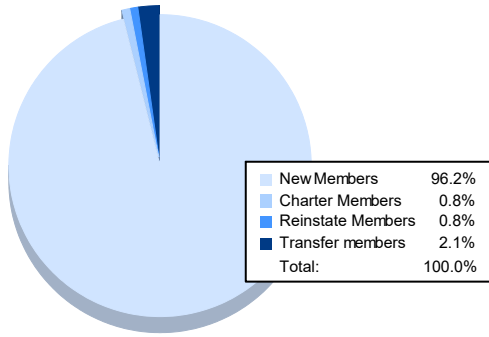


Year	New Clubs	Dropped Clubs	Gain/ Loss Clubs	New Members	Charter Members	Reinstate Members	Transfer Members	Total Member Added	Total Members Dropped	Gain/ Loss Members
2019-2020	0	1	-1	215	0	2	4	221	291	-70
2020-2021	0	0	0	162	0	4	5	171	258	-87
2021-2022	0	3	-3	176	0	4	3	183	319	-136
2022-2023	0	2	-2	190	0	2	1	193	290	-97
2023-2024	0	2	-2	229	2	2	5	238	275	-37
<b>Average</b>	<b>0</b>	<b>2</b>	<b>-2</b>	<b>194</b>	<b>0</b>	<b>3</b>	<b>4</b>	<b>201</b>	<b>287</b>	<b>-85</b>



### Membership Composition June 2024 Cumulative



### Gender Composition June 2024 Cumulative

